

# VDH-01

Van der Hoofden Test Head (IEC 62493)

## Main Features

- 20 kHz to 10 MHz frequency range
- Physical dimensions and electrical characteristics according to IEC 62493
- Protection network included
- Individual calibration
- Robust, rustproof aluminium construction
- Lightweight
- Automatic calculation of factor F (in conjunction with PES Emission Suite and PMM EMI receivers)



VDH-01 is a Van der Hoofden test head designed to meet the specifications of IEC 62493 for the EMF assessment of lighting products in relation to human exposure, requiring the measurement of induced currents.

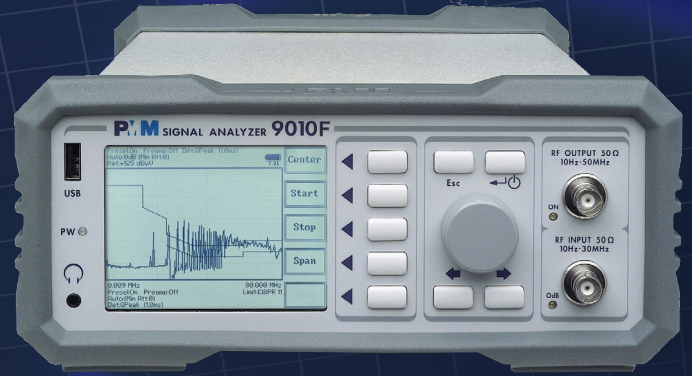
The test head consists of a conductive sphere of diameter 210 mm simulating the human head, a connecting wire simulating the neck, and a passive network that matches the EMI receiver 50  $\Omega$  input impedance and prevents it from overloading. The VDH-01 can be used with any CISPR-compliant EMI receiver; when used in conjunction with PMM EMI receivers, the measurement settings and computing functions are performed automatically by the PES Emission Suite software supplied with the receiver.

# VDH-01

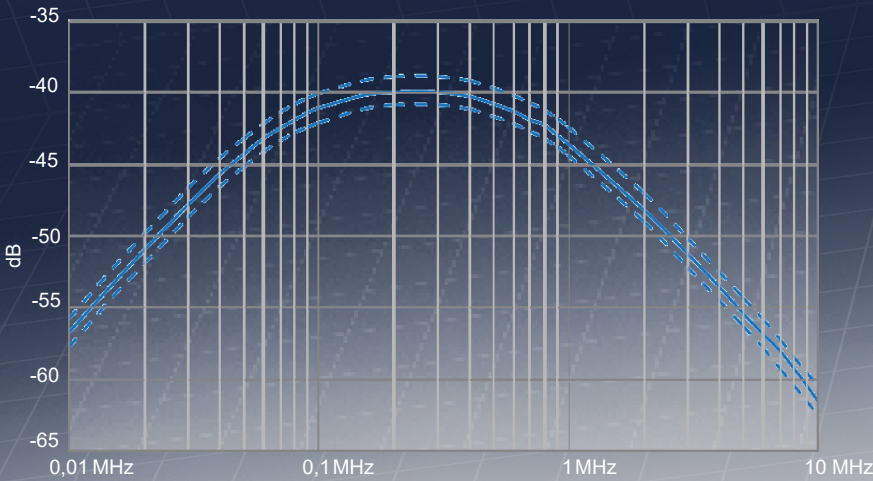
## Van der Hoofden Test Head (IEC 62493)

### SPECIFICATIONS

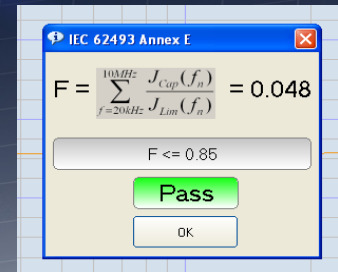
Frequency range	20 kHz to 10 MHz
Output impedance	50 Ω
RF input connector (sphere)	BNC female
RF output connector	BNC female
Sphere diameter	210 mm
Wire length	300 mm
Tripod mount	1/4"
Operating temperature	-10 °C to +45 °C
Storage temperature	-20 °C to +70 °C
Weight (without tripod)	1,7 kg



9010F EMI receiver



Protection network calibration characteristic



PES Emission Suite automatic test

Start [MHz]	Stop [MHz]	Step	Detector	Hold Time	RBW	Min Att	Pre Amp	Pre Set	Prompt stat	Ancillary
1 0.02	0.15	220 Hz	P	100	200 Hz	0	OFF	ON	...	...
2 0.15	10	10 kHz	P	20	9 kHz	0	OFF	ON	...	...
3										

### Ordering information:

VDH-01 Van der Hoofden test head with individual calibration report  
Includes: Protection network, BNC-BNC cable, connecting wire (neck simulator), user's manual, calibration report

### Optional accessories:

TR-01 set  
Includes: TR01 60-180 cm wooden column extendable tripod, soft carrying case

## Related products

### Receivers

- 7010/01: EMI Receiver 9 kHz to 1 GHz
- 7010/02: EMI Receiver 9 kHz to 30 MHz
- 7010/03: EMI Receiver 9 kHz to 3 GHz
- ER8000/00 EMI Receiver 9 kHz to 30 MHz
- ER8000/01 EMI Receiver 9 kHz to 3 GHz
- ER9000/00 EMI Receiver 10 Hz to 30 MHz
- ER9000/01 EMI Receiver 10 Hz to 3 GHz
- 9010F: EMI Receiver 10 Hz to 30 MHz
- 9010/03P: EMI Receiver 10 Hz to 300 MHz
- 9010/30P: EMI Receiver 10 Hz to 3 GHz
- 9010/60P: EMI Receiver 10 Hz to 6 GHz
- FR4003: Field Receiver 9 KHz to 30 MHz

### Antennas

- BC-01: Biconical Antenna 30 to 200 MHz
- BL-01: Biconical Log Periodic Antenna 30 MHz to 6 GHz
- DR-01: Double-ridged Horn Antenna 6 to 18 GHz
- LP-02: Log Periodic Antenna 200 MHz to 3 GHz
- LP-03: Log Periodic Antenna 800 MHz to 6 GHz
- LP-04: Log Periodic Antenna 200 MHz to 6 GHz
- TR-01: Antenna Tripod
- Antenna Set AS-02 (BC01+LP02+TR01)
- Antenna Set AS-03 (BC01+LP02+LP03+TR01)
- Antenna Set AS-04 (BC01+LP04+TR01)
- Antenna Set AS-05 (BC01+LP04+DR01+TR01)
- Antenna Set AS-06 (BC01+LP-02+LP03+DR01+TR01)
- Antenna Set AS-07 (BL01+TR01)
- Antenna Set AS-08 (BL01+DR01+TR01)
- RA-01: Rod Antenna 9 kHz to 30 MHz
- RA-01-HV: Rod Antenna 150 kHz to 30 MHz
- RA-01-MIL: Rod Antenna 9 kHz to 30 MHz

### LISNs/Probes

- L2-16B: single phase AMN, 16 A
- L3-32: 4 lines, 3-phase AMN, 32 A
- L3-64: 4 lines, 3-phase AMN, 63 A
- L3-64/690V: 4 lines, 3-phase AMN, 63 A
- L3-100: 4 lines, 3-phase AMN, 100 A
- L1-150M: single-path, 50 Ohm AMN, 150 A
- L1-150M1: single-path, 50 Ohm AMN, 150 A
- L1-500: single phase AMN, 500 A
- L3-500: 4 lines, 3-phase AMN, 500 A
- SBRF4: RF Switching Box
- SHC-1/1000: Voltage probe, 1000 Vac, 35 dB
- SHC-2/1000: Voltage probe, 1000 Vac, 30 dB



E-Mail: [nardait.support@narda-sts.it](mailto:nardait.support@narda-sts.it)  
Internet: [www.narda-sts.it](http://www.narda-sts.it)

**Headquarters:**  
Via Benessea, 29/B  
17035 Cisano sul Neva (SV) - ITALY  
Phone: +39 0182 58641  
Fax: +39 0182 586400